

FOR-PROFIT COLLEGES: LESS FAVORABLE OUTCOMES, DEEPER DEBT FOR STUDENTS

MISSISSIPPI



MS for-profit colleges disproportionately HARM:
LOW-INCOME FAMILIES • AFRICAN AMERICANS • WOMEN

Undergraduate enrollment at Mississippi for-profit colleges is:

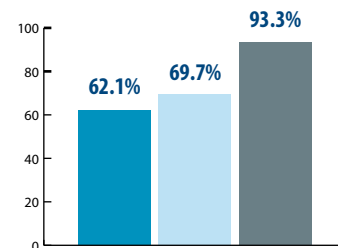
- **80.5% low-income**, compared to 46.5% low-income for all nonprofit undergraduate institutions in the state.
- **62% African American**, compared to 37.5% African American for all nonprofit undergraduate institutions in the state.
- **75.1% female**, compared to 59.2% female for all nonprofit undergraduate institutions in the state.

MORE LIKELY TO BORROW

Students at for-profit colleges are **MORE LIKELY** to take out **STUDENT LOANS**

MISSISSIPPI PERCENT OF STUDENTS BORROWING

- Public 4-Year
- Private 4-Year
- For-Profit 4-Year

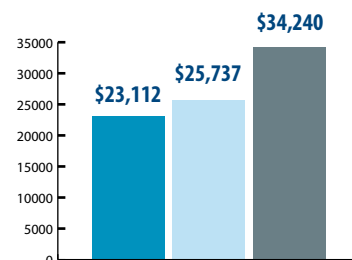


DEEPER IN DEBT

GRADUATES LEAVE SCHOOL **MORE INDEBTED**

MISSISSIPPI MEDIAN DEBT AT GRADUATION

- Public 4-Year
- Private 4-Year
- For-Profit 4-Year

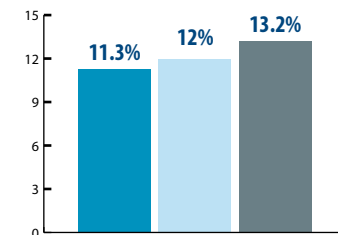


MORE LIKELY TO DEFAULT

Students at for-profit colleges are **MORE LIKELY TO DEFAULT** on their college debt, leading to economic instability

MISSISSIPPI THREE-YEAR COHORT DEFAULT RATE

- Public 4-Year
- Private 4-Year
- For-Profit 4-Year



POOR OUTCOMES

National studies show that for-profit college grads are **LESS LIKELY TO** get a well-paying job in their field, compared to nonprofit college grads

MS Students DESERVE HIGHER EDUCATION, NOT INCREASED DEBT

